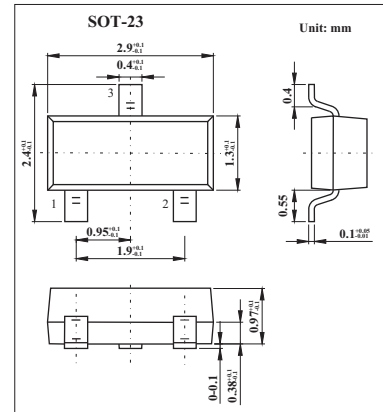
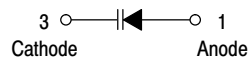


General Purpose PIN Diode

MMBV3401

■ Features

- Low Capacitance ? 0.7 pF (Typ) at $V_R = 20$ Vdc
- Very Low Series Resistance at 100 MHz
0.34 Ω (Typ) @ $I_F = 10$ mAdc



■ Absolute Maximum Ratings $T_A = 25^\circ\text{C}$

Parameter	Symbol	Rating	Unit
Continuous reverse voltage	V_R	35	V
Continuous forward current	I_F	200	mA
Power Dissipation @ $T_A = 25^\circ\text{C}$	P_{tot}	200	mW
Junction Temperature	T_J	125	$^\circ\text{C}$
Storage Temperature Range	T_{stg}	-55 to +150	$^\circ\text{C}$

■ Electrical Characteristics $T_A = 25^\circ\text{C}$

Parameter	Symbol	Test conditons	Min	Typ	Max	Unit
Reverse voltage	V_R	$I_R = 10 \mu\text{A}$	35			V
Reverse current	I_R	$V_R = 25\text{V}$			100	nA
Series Resistance	R_S	$I_F = 10\text{mA}, f = 100\text{MHz}$			0.7	Ω
Total Capacitance	C_T	$V_R = 20\text{V}, f = 1\text{MHz}$			1.0	pF

■ Marking

Marking	4D

MMBV3401

■ Typical Characteristics

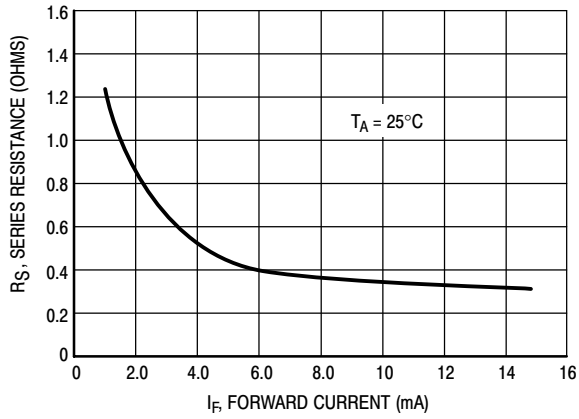


Figure 1. Series Resistance

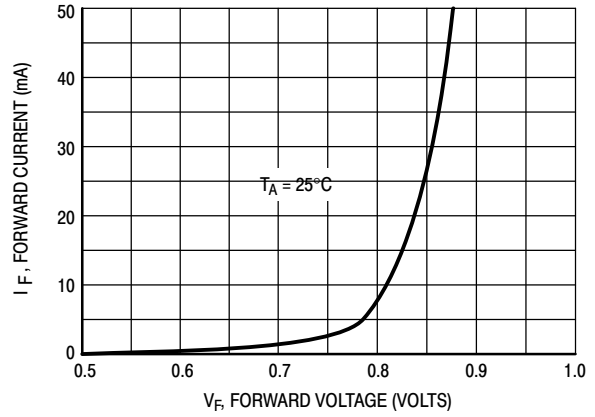


Figure 2. Forward Voltage

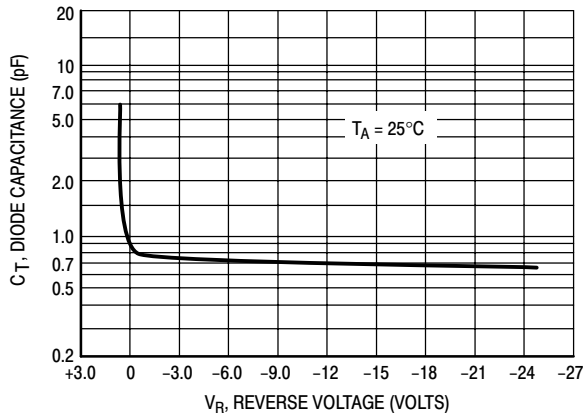


Figure 3. Diode Capacitance

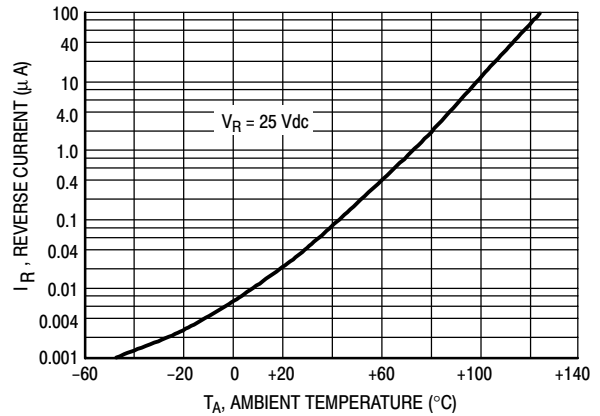


Figure 4. Leakage Current